



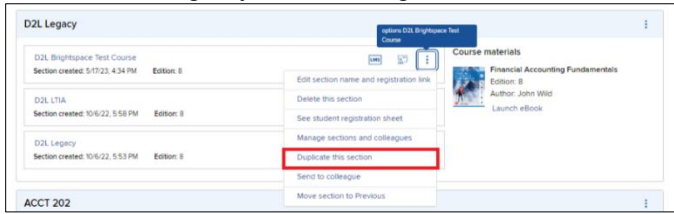
# connect<sup>®</sup>



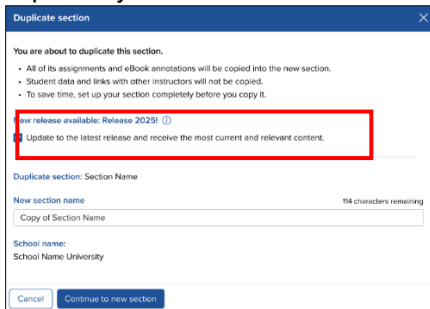
## Reuse Your Connect Course with D2L Brightspace

Video: [CLICK TO VIEW](#)

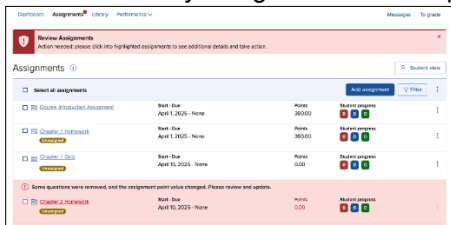
How to integrate Connect with D2L when you've paired the same course in a previous semester. To begin, roll your class forward in D2L. In Connect from the My Courses page, find the section that you would like to duplicate. Click the section options icon and select **Duplicate this section**. Review the content of your course, including any recent Evergreen releases.



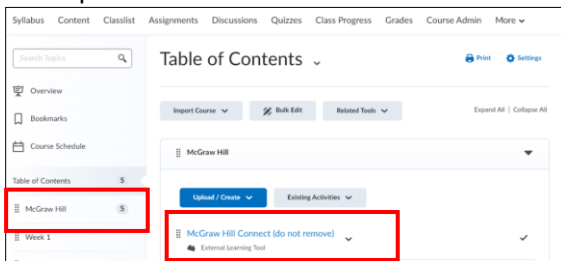
To incorporate updated Evergreen release content, duplicate your section on or after the release date.



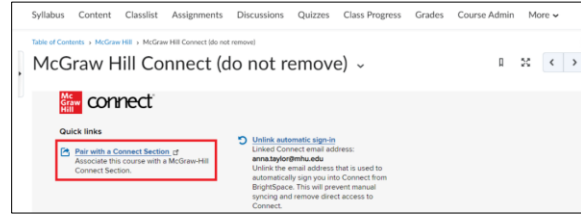
Then review any assignments that require attention.



After duplicating D2L and Connect, you are ready to pair. Go back to D2L and select the course you would like to pair. Click the **Content** tab.



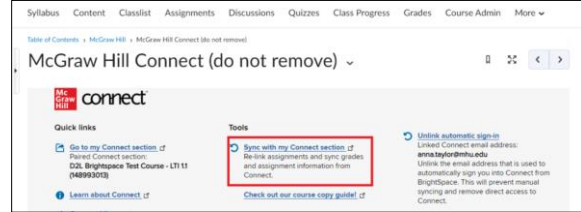
Click the **McGraw Hill** module, and then the **McGraw Hill Connect** tool. Select **pair with a Connect section**.



Select to pair with **A section in an existing Connect course**. Select the Connect course you just created and click Save.



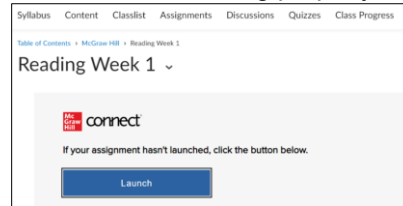
Return to D2L. When a course was paired in a previous semester you will not deploy the assignments, but rather you will do a sync to relink the assignments. Navigate to your McGraw Hill Connect tool or widget and select **Sync with my Connect section**.



This will show the assignments you used previously. Click **Submit** at the bottom.



Back in the Content tab in D2L, to the McGraw Hill module, click an assignment link just to double check that the link is working properly. Select **Launch**.



**Note** - you must update your assignment dates in Connect. You can do this before or after doing the sync. If you do it after, you'll want to make sure to just sync one more time to update dates on the D2L side as well.



McGraw Hill Support  
[www.supportateverystep.com](http://www.supportateverystep.com)

[WWW.MHHE.COM/SUPPORT](http://WWW.MHHE.COM/SUPPORT)  
Email and Live Chat Available  
Call: (800)331-5094